








WILD CARD



CLUSTERS AND RATES

RATES EFFECTIVE FROM 1 NOVEMBER 2024 - 31 OCTOBER 2025		INDIVIDUAL (ANY 1 PAX)	COUPLE (ANY 2 PAX)	FAMILY (UP TO 7- MAX 2 ADULTS)
 <p>80+</p> <p>ALL PARKS CLUSTER Access to 80+ Parks and Reserves around Southern Africa, which are included in the SANParks, Msinsi, EKZNWildlife, Cape Nature and Swazi Clusters Parks.</p>	R 880	R 1 450	R 1 775	
 <p>SANPARKS CLUSTER Access to all 21 of SANParks National Parks in South Africa.</p>	R 850	R 1 375	R 1 645	
 <p>MSINSI CLUSTER Access to all 6 of Msinsi's Resorts and Reserves near Durban and Pietermaritzburg.</p>	R 730	R 1 195	R 1 415	
 <p>EKZN WILDLIFE CLUSTER Access to 25 of KZN Wildlife's Parks and Reserves in KwaZulu-Natal.</p>	R 805	R 1 300	R 1 550	
 <p>CAPENATURE CLUSTER Access to 24 of Cape Nature's Parks and Reserves in the Western Cape.</p>	R 765	R 1 250	R 1 495	
 <p>SWAZILAND'S BIG GAME PARKS CLUSTER Access to Big Game Parks of Swaziland's 3 Parks in Swaziland.</p>	R 630	R 1 035	R 1 265	
 <p>INTERNATIONAL ALL PARKS CLUSTER Access to 80+ Parks and Reserves around Southern Africa, which are included in the SANParks, Msinsi, EKZNWildlife, Cape Nature and Swazi Clusters Parks.</p>	R 4 160	R 6 495	R 7 770	